

Data on Jews in the UK and beyond

UK numbers

2011 UK POPULATION: **63,182,000**



0.42% JEWISH
(271,259)

JEWS LIVE IN ALL 348 LOCAL AUTHORITY DISTRICTS IN ENGLAND AND WALES

65% LIVE IN LONDON AND SURROUNDING AREAS

Source: JPR (2016) bit.ly/StrictlyOrthodox2015

SYNAGOGUES

454 SYNAGOGUES IN OPERATION IN UK IN 2016

	%	NUMBER OF SYNAGOGUES 2016
STRICTLY ORTHODOX	37%	170
CENTRAL ORTHODOX	37%	170
REFORM	10%	45
LIBERAL	10%	42
MASORTI	3%	13
SEPHARDI	3%	14

Source: JPR (2017) bit.ly/SynagogueMembUK2016

Births and Marriages in UK

BIRTHS 2015



51% OF JEWISH BIRTHS WERE IN THE STRICTLY ORTHODOX COMMUNITY

49% OF JEWISH BIRTHS WERE IN ALL THE REMAINING COMMUNITIES COMBINED

857 JEWISH MARRIAGES IN 2012:



34% WERE IN STRICTLY ORTHODOX COMMUNITY – NUMBERS UP 24% FROM 1983

43% WERE IN CENTRAL ORTHODOX COMMUNITY – NUMBERS DOWN 21% FROM 1983

9% REFORM 5% LIBERAL
4% MASORTI 5% SEPHARDI

Sources: JPR/BoD (2018) bit.ly/UKJewishPopulation, BoD (2013) bit.ly/BritainJewishCom2012

Jews in UK society



JEWS MAKE UP:

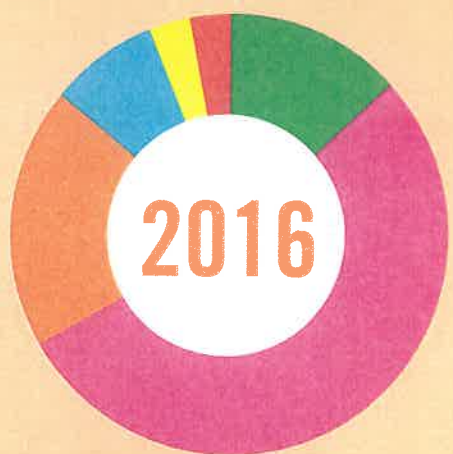
- 0.42% OF UK POPULATION (2011)
- 3.2% OF MPs (2019) 21 MPs, 17 MALE, 4 FEMALE
- 0.14% OF CIVIL SERVANTS (2018) 660 OUT OF 430,080
- 0.7% OF SENIOR LEVEL CIVIL SERVANTS 40 OUT OF 5,500
- 2.3% OF SOLICITORS (2015) 2,594 OF 113,704 PRACTISING LAWYERS
- 1.4% OF BARRISTERS (2017) 238 OF 16,587
- 2.7% OF JOURNALISTS (2016) FROM SAMPLE OF 689

Sources: Wikipedia (2019) bit.ly/JewishPoliticians, ONS (2018) bit.ly/CivilServiceReligion, The Law Society (2016) bit.ly/DiversitySolicitors2015, Bar Standards Board (2018) bit.ly/BarDiversity2017, Thurman, N. et al (2016) bit.ly/JournalistsUK2016

Jewish denominations in UK 2016

(AS SHOWN BY NUMBER OF HOUSEHOLDS WITH SYNAGOGUE MEMBERSHIPS)

HOUSEHOLDS WITH SYNAGOGUE MEMBERSHIPS: 2016




- 13% STRICTLY ORTHODOX
- 53% CENTRAL ORTHODOX
- 19% REFORM
- 8% LIBERAL
- 3% MASORTI
- 3% SEPHARDI

TOTAL SYNAGOGUE MEMBERSHIPS IN 2016 = **79,597**

Source: JPR (2017) bit.ly/SynagogueMembUK2016

Synagogue membership changes 1990-2016

UK HOUSEHOLDS WITH SYNAGOGUE MEMBERSHIP CHANGES



Source: JPR (2017) bit.ly/SynagogueMembUK2016

Charity



HOW MANY PEOPLE GIVE TO CHARITY?

UK GENERAL POPULATION: **57%**
JEWS IN UK: **93%**

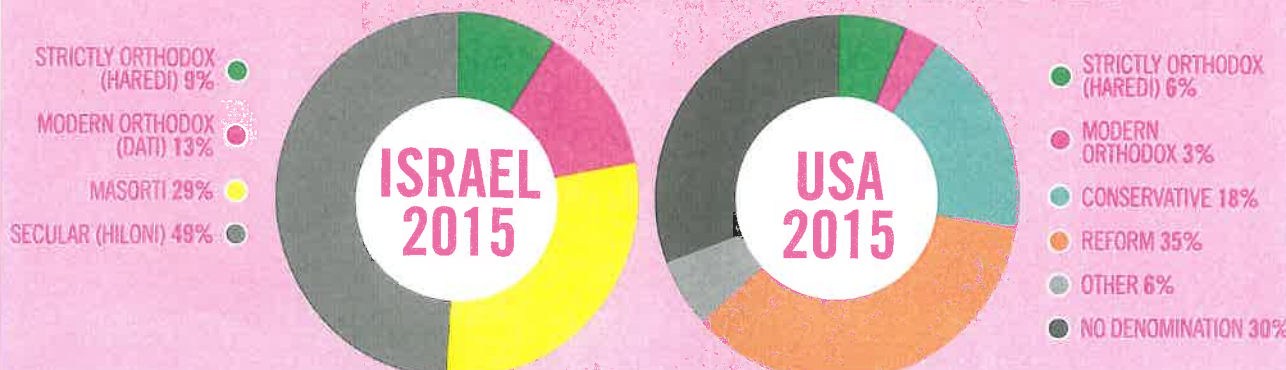
37% OF BRITISH JEWS GIVE MORE THAN HALF THEIR DONATIONS TO JEWISH CHARITIES
45% GIVE MORE THAN HALF TO GENERAL, NON-RELIGIOUS CHARITIES

Source: JPR (2016) bit.ly/GivingReport2016

Global data

GLOBAL NUMBERS: 2019 WORLD POPN 7,714,577,000 / JEWS: 14,617,000 = 0.19%

JEWISH DENOMINATIONS IN ISRAEL AND USA (SEEN BY SELF-IDENTIFICATION) 2015



Sources: Gordon Corwell Inst (2019) bit.ly/GlobalPop2019, Pew Research Center (2016) http://pewrsr.ch/1Ud8QYR, Pew Research Center (2016) http://pewrsr.ch/1TI124m