




THE BLACKBURN
DIOCESAN BOARD
OF EDUCATION

GOD IS.....

PRIMARY SCHOOL COLLECTIVE WORSHIP





GOD IS....

This series aims to explore the many words that finish the sentence God is... the aim is to develop children's understanding of God and the many aspects of his Character.

1. INTRODUCTION

TO BEGIN

Show the words 'God is....' on the screen. Tell the children you need their help to finish a sentence. Tell them that there are many possible answers so nobody will be wrong. Show them the words and ask for their response, make a list of their answers.

PAUSE FOR THOUGHT

Ask the children to sit quietly with their eyes closed and slowly read the answers they gave. Give them time to create images in their minds.



GOD IS ...BECAUSE...

Now ask the children why or how they know that God is.....all the things you have mentioned. Encourage them to talk about Bible stories illustrating His character, sentences in prayers, things Jesus said, words of songs etc

PRAYER

Have ready a long string and some large beads. Make a prayer necklace! Ask the children to pray with their eyes open. For your prayers say thank you to God for each of the things He is e.g. Thank you God for being Love. Thank you God for being our Father. Thank you God for being brilliant. As you say each thank you thread a bead onto the string. When you have finished the list end the prayers by thanking God that He is all around us and tie a knot in the string so it becomes a necklace.

Ask a child to come and wear the necklace to show everyone. Then use the necklace as part of the display or on the table with the candle or cross etc as the focus for worship.



GOD IS....LOVE

MAKE THE CONNECTION


In preparation for this worship ask the children to bring to school a photograph or a drawing of someone who loves them. Ask the staff to join in too.

TO BEGIN

Ask the children the question who loves you? And then ask them to hold up their pictures so everybody can see and share.

Choose two or three children to say who it is in their picture and how they know that that person loves them. Explain your own picture and perhaps ask another member of staff to share theirs. These pictures could then be made into a collage for the school hall or entrance.

OR if you haven't asked everyone to bring a picture adapt the worship by showing your own picture then having a discussion with the children about who loves them.



SOMETHING AMAZING

Have ready the word LOVE written vertically in a PowerPoint presentation.
God is love! God loves us!

Tell the children something amazing - God loves us all and he loves us whoever we are and whatever we do. (But explain God doesn't like us to do bad things). How do we know that God loves us? The answer is in the letters that make up the word. L is for Love the love we give each other and we love one another because God loved us first.

O is a circle. Ask a child to stand up and put a hula hoop over them and they are surrounded and cannot get out. Gods love is all around us just like the hula hoop was round the child

V is in the word forever God said "I am with you always to the end of time".


E is for Everyone. The Bible tells us that God knew us before we were born; he knows how many hairs are on our heads; and our names are written on the palms of his hands. Gods love is for everyone.

PAUSE FOR THOUGHT

Ask the children to sit quietly and to think about everything that has been done and said. While they are quiet talk through the time you have shared - about those who love them and about God who loves them and what each letter stands for.

PRAYER

In prayer thank God for his amazing love and thank him for loving us so much.



GOD IS...LIFE


MAKE THE CONNECTION

Have a collection of objects such as a hairdryer, a fan, something that needs a battery without the battery in it, the battery, a Jack-in-the-box, a puppet, a toy with a pull string etc. Talk to the children about these objects they all need some kind of energy to make them work. They are 'dead' and when we use them they come 'alive'. We are bringing them to life.

God is life, he gives life to his creation - people, plants and animals. Create a collage of pictures showing God is life. Plant some cress seeds onto cotton wool. In a few days they will show signs of life as they germinate and begin to grow. As Christians we believe that God gives life to the seeds.

STORY

Jesus died for us but God raised him back to life so that we can have eternal life in heaven. Briefly tell the Easter story from Good Friday through to Easter Sunday using the Lion Storyteller Bible or a children's Bible. Follow this by telling the story of Jesus appearance to his disciples on the Road to Emmaus. (Luke 24:13-35), use a children's bible or the Lion storyteller Bible.



PAUSE FOR THOUGHT

Ask the children to sit quietly and to think about what the disciples might have felt when Jesus came to walk alongside them; how the disciples felt when they realised it was Jesus; what the journey back to Jerusalem was like, how did they feel then?

Remind the children that Jesus died, and was brought back to life so that we might live.

PRAYER

Jesus came to earth so that we may know more about God and his love for us and his friendship with us. Let us pray as a family the prayer that Jesus taught us. Lead the Lord's Prayer.



GOD IS...PEACE

MAKE THE CONNECTION

Before the session look up the dictionary definition of the word peace and have this ready to display during worship.


Begin by asking the children what they think the word 'peace' means. Then show the definition and see how their ideas compare.

Where are the places and situations in the world that people need peace? Ask the children for their ideas of where and why peace is needed.

TALK

Look at current news stories, either in newspapers, online news sites or on twitter etc. (You might want to prepare these beforehand and make screenshots to show so that you are confident that the content is suitable.) You may have some of the stories or places the children have mentioned. Why do they need peace? after discussions move on to - is our school a peaceful place? Why?/Why not?

Can they think of any symbols of peace. They may have seen candles used at peace protests, or maybe mention the dove as a symbol of God's peace.



PAUSE FOR THOUGHT

You will need to have ready a large candle, a bag of night lights and some matches.


This Pause for Thought is a Candle meditation

You may already have mentioned that some people light candles as a symbol for peace, tell the children that we are going to do this now. Ask the children to sit quietly and focus on the candles play some gentle music in the background.

Tell the children that God is peace. Light the large candle ask them to imagine that this large candle is God's peace. We are going to share that peace by lighting these other candles from the large one, showing that God's peace is shared among everyone.

We will remember especially the places that we have mentioned this morning. As you light each of the nightlights from the flame on the large candle, pray for God's peace to be with a person or situation. Try and go through the list of ideas that the children gave you in Make the Connection.

Finish by singing Peace Perfect Peace.



GOD IS...VICTORY


MAKE THE CONNECTION

Ask the children if they have come first in anything, or achieved much higher than they thought they would in something, or if they have persevered and done something that they found very hard. In all these things the success could be described as victory.

Discuss with the children the feelings they have when they are victorious. Have the words 'God is Victory' on the screen, if possible write these feelings around them.

STORY

Read the the story of Joshua and the Battle of Jericho (Joshua 5:13-6:27), the Lion Storyteller Bible has a version with actions which you could use. God knew that Joshua had the ability to be a wise leader and gave him the instructions for his army to follow to enable them to capture the town of Jericho. God gives the victory to Joshua and his army.



PAUSE FOR THOUGHT

Ask the children to sit quietly and to think of something that they would like to be victorious in. It might be winning a race or a football match, or maybe schoolwork or learning a new skill.

Ask them to imagine that there is a wall between them and being able to carry out that task, between them and victory.

Then tell them that you are going to count to 7 and when you get to 7 the wall will tumble down and they will be able to go for it!

PRAYER

Pray that Our Lord God will make us victorious in all the good things that we are striving to achieve. God is Victory. Amen



GOD IS....CREATOR

MAKE THE CONNECTION

Ask the children, Who enjoys making things? What kind of things do they like to make?


Invite one or two children to create something from Lego and/or building blocks etc. While this is happening show the rest of the school pictures of people who create things, these could be well known, such as Mary Berry, Picasso, Christopher Wren, Stella McCartney and James Dyson, or generic pictures of a builder, architect, sculptor etc. as you show the slides ask the children if they know what they are famous for/what they create.

Now ask your volunteers to show and explain what they have created and give them a round of applause.

Follow this by asking the children questions about creation. Who created the? flowers, sky, insects, butterflies etc. Marvel at the diversity.

STORY

Tell the story of the Very Hungry Caterpillar by Eric Carle. A search on YouTube will find some suitable videos you could use to tell and illustrate the story, or tell the story and illustrate it using photographs of the life cycle of a butterfly.



PAUSE FOR THOUGHT

As the children sit quietly ask them to focus on the amazing life cycle of a butterfly. Paint mind pictures for them, you may like to play some quiet music in the background.

PRAYER

Give thanks to God for all the marvellous things he has created; for giving people the skills to invent and create, and ask him to help us to care for his creation.

There are many songs that describe God as creator and his creation. eg
Lovely Jubbley - Doug Horley
Creator God - Nick and Becky Drake
Indescribable - Chris Tomlin



GOD IS...WIDE AWAKE

MAKE THE CONNECTION

Create a display using a collection of different sorts of alarm clocks or pictures of alarm clocks.

Ask the children Who is wide awake this morning? What (or who) woke them up? How do we feel when we are wide awake? Make reference to feeling wide awake on Christmas day, birthdays and holidays. I wonder why?

Talk through the pattern of the day with them - we get up, have breakfast etc....then story time, suppertime and bedtime.

Why do we go to bed at night time? Why do we need sleep? Why is sleep good for us?

STORY/TALK


Read the children's story 'Peace at last' by Jill Murphy. or find a version of it on YouTube.

We all need sleep, sometimes we are so tired and desperate to sleep. But God is... wide awake all the time! The Bible tells us, in the book of Psalms

"He will not let your foot slip... he who watches over you will not slumber." (Psalm 121:3)

"Indeed, he who watches over Israel will neither slumber or sleep." (Psalm 121:4)
God is... wide awake all the time! Amazing!

Why is God wide awake all the time? Why doesn't God need sleep? Sleep is something humans need. Jesus slept because he was also human. Emphasise the awesomeness of God because he is there 'on the job' all the time. When we are asleep the people on the other side of the world are awake.



PAUSE FOR THOUGHT

Do something different! Make a noise instead of being quiet and do some wide awake exercise! Use a lively modern worship song such as Every Move I Make - dance along with the lyrics on YouTube

PRAYER

In prayer thank God that he is wide awake all the time watching over us and guiding, protecting, helping, loving, blessing us etc.



GOD IS...CARING

STORY

Have you ever said, 'I don't care'? When? Why? What does it mean? When do you care?

We are going to hear a story that Jesus told to his followers. Ask the children to listen carefully and see if they can tell you what Jesus is telling his followers about God through the story.

Tell the Parable of the Lost Sheep (Luke 15:1-7). Use a children's Bible or the Lion Storyteller Book of Parables. The Max 7 (www.max7.org) video of The Parable of the Lost Sheep could also be used,

TALK

I wonder what Jesus is telling us about God? Think about the actions of the shepherd. Does God behave in a similar way? How? When? Why?

How did the lost sheep feel? Talk about times when the children have felt like lost sheep. Who found them? Perhaps the children will have experienced being lost and can describe the reaction of their parents when they were found. Discuss how these feelings connect us to the way God feels about us.

God cares for us more than we can possibly imagine, we are his children. Jesus showed care and compassion to many people especially those no-one else cared about, such as the lepers. Our challenge is to love and care for one another in the same way God does.




MAKE THE CONNECTION

Make a link back to your opening discussion and continue with,
Who do you care for? Who cares for you? How do you/they show this?

PRAYER

Pray God's blessing on the people that care for us and on those we care about.
Thank God that he cares for us just like a good shepherd cares for his sheep.



GOD IS...GREAT


MAKE THE CONNECTION

When we call someone 'Great' what do we mean? Hopefully the children will come up with ideas like excellent, fantastic, brilliant, good at something, clever etc. God is.....Great! Why do we think God is great? What has God done/is doing so that we call him Great.

SONG/POEM

Use the song 'God is Great' Words and Music: Graham Kendrick and Steve Thompson you could play the song or read the words as a poem.

The images created in the song are amazing. Allow the children time to create some of the images in their minds. Then show them pictures of the oceans, rainforests, a sky full of stars, sunsets, a variety of amazing creatures. Wow! God is great. He is bigger than everything and yet he knows each one of us by name.




PRAYER

Together create a prayer of praise with the response **we think you are great.**
For example -

Dear Father God you
paint the sky blue in the
morning and bright orange and
pink in the evenings.
we think you are great.

Dear Father God you have
created tiny insects, delicate
butterflies, shiny fish and giant whales.
we think you are great.



GOD IS...HOLY

MAKE THE CONNECTION


Holy is a difficult word to explain but we all have an idea what is meant by it. What is 'holy'? Have a look at the dictionary definition. What sort of things do we call holy? Why are they holy? Have a collection of objects such as Bibles, Icons, crosses, rosary beads, a Madonna statue etc. These are special things that we would take care to look after. God is holy.

BIBLE READING

Read Isaiah 6:1-4. This describes Isaiah's vision of the Lord. Ask the children to close their eyes and recreate this vision in their minds.

SING

Teach the children some traditional hymns such as Holy, Holy, Holy! Lord God Almighty!



PRAYER

This song could be spoken as a prayer

I love you, Lord (Holy is your name) *by Mike Day and Dave Bell*


I love you Lord with all of my heart.
I love you Lord with all of my soul.
Let all that is in me cry 'Holy is your name'.
Let all that is in me cry 'Holy is your name'.

I love you Lord with all of my mind.
I love you Lord with all of my strength.
Let all that is in me cry 'Holy is your name'.
Let all that is in me cry 'Holy is your name'.

PAUSE FOR THOUGHT

Worship time could be concluded by using this quote from Psalm 96:8-9

Ascribe to the Lord the glory due to his name;
Bring an offering and come into his courts.
Worship the Lord in the splendour of his holiness;
Tremble before him, all the earth.



GOD IS....PROTECTOR

MAKE THE CONNECTION

Begin by showing the children some objects that give protection eg a cycle helmet, an apron, a shoe, sun cream, goggles etc.


Ask the children what they have in common, what job do they do?

GOD IS....PROTECTOR

Introduce the idea that God is our protector. Explain that it doesn't always seem that way when people have accidents. It is important to know that God allows people free choice, but many people have said that they have felt that God has protected them from something.

STORY

Read the story of Daniel in the Lions Den from Daniel Chapter 6. There is a version of the story in the Lion Storyteller Bible. This is a story from the Old Testament, of God protecting his loyal servant Daniel



PAUSE FOR THOUGHT

Ask the children to think of how brave Daniel was and how strong his faith in God was. Create an image for them of Daniel in the lions den with God protecting him.

Read Psalm 139:5 "You are all around me on every side; you protect me with your power"

What does it mean to be surrounded and protected by God?
When have you felt God's protection?

PRAYER

Pray for God's blessing and protection over all the members of your school and community. Thank God for the example he gives us in the Bible of the life of Daniel, of Daniel's great faith and of God's protection.



GOD IS....OUR FATHER

MAKE THE CONNECTION

When we say our prayers how do we address God?
Discuss this with the children, hopefully they will come up with 'Our Father'
Why do we call God 'Father'?

Jesus said " I am returning to my Father and to your Father, to my God and your God." John 20:17

In John's Gospel chapters 14,15 and 16 there are many references to Jesus calling God 'Father', write some on cards and ask for volunteers to read them out.

In Luke's chapter 11 Jesus said "When you pray say: 'Father'"

PAUSE FOR THOUGHT

Either sing, or play a recording of the song 'Abba Father'

PRAYER

Say the Lord's Prayer together.