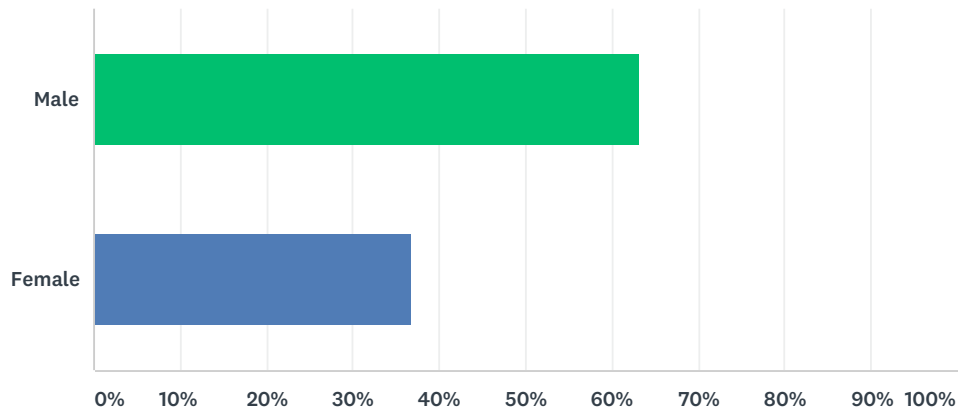


Q1 Are you

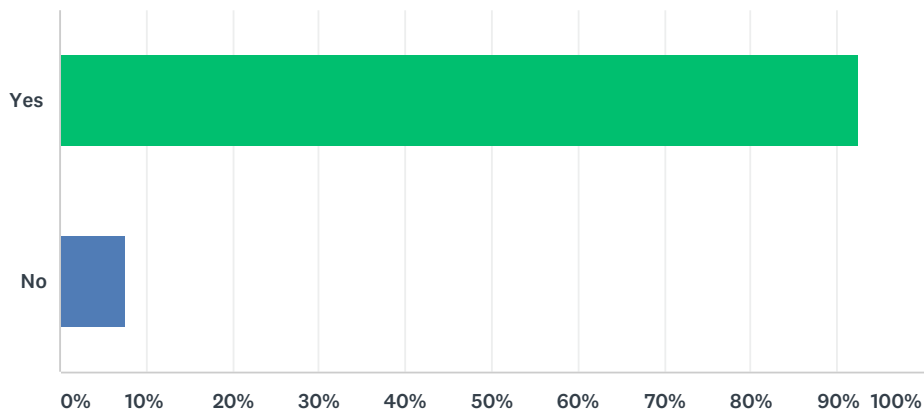
Answered: 133 Skipped: 0



ANSWER CHOICES	RESPONSES
Male	63.16% 84
Female	36.84% 49
TOTAL	133

Q2 Do you receive a stipend?

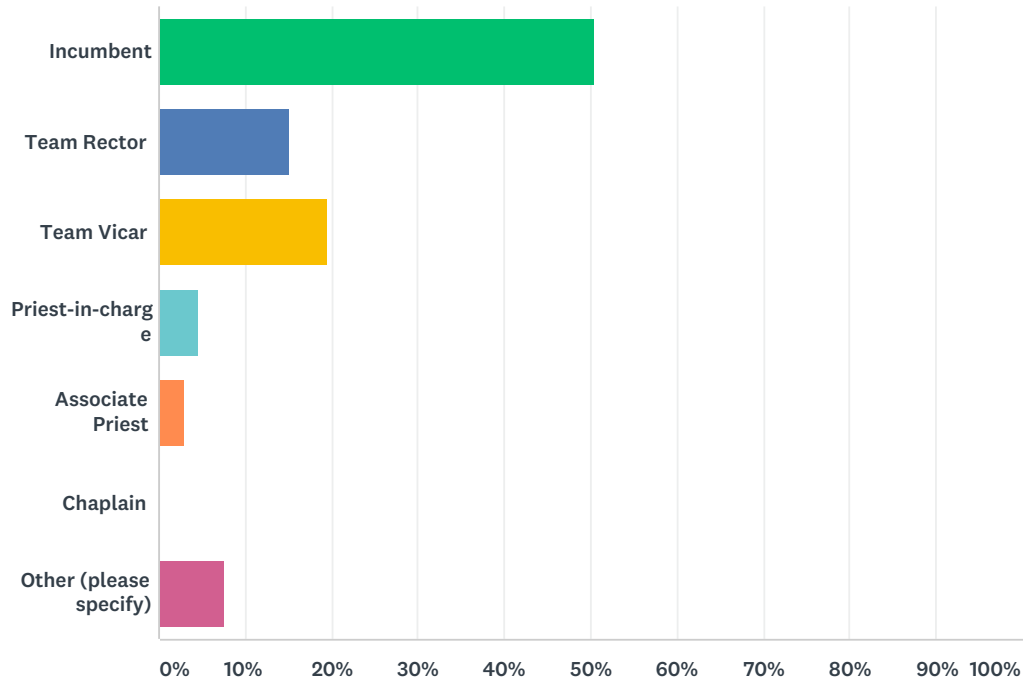
Answered: 133 Skipped: 0



ANSWER CHOICES	RESPONSES
Yes	92.48% 123
No	7.52% 10
TOTAL	133

Q3 Which title best describes your ministerial role?

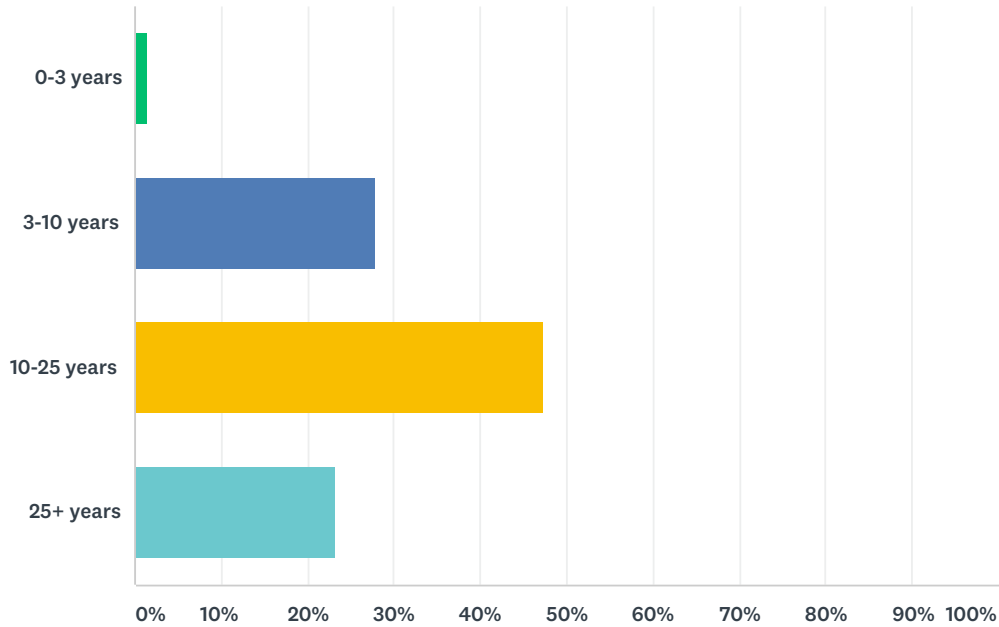
Answered: 133 Skipped: 0



ANSWER CHOICES	RESPONSES
Incumbent	50.38% 67
Team Rector	15.04% 20
Team Vicar	19.55% 26
Priest-in-charge	4.51% 6
Associate Priest	3.01% 4
Chaplain	0.00% 0
Other (please specify)	7.52% 10
TOTAL	133

Q4 How long have you been ordained?

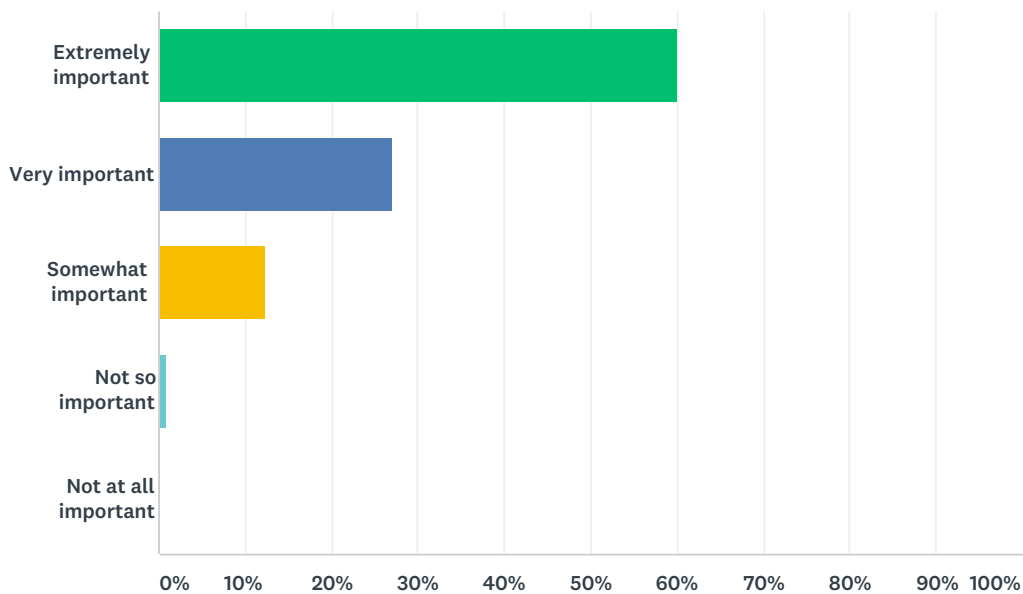
Answered: 133 Skipped: 0



ANSWER CHOICES	RESPONSES
0-3 years	1.50% 2
3-10 years	27.82% 37
10-25 years	47.37% 63
25+ years	23.31% 31
TOTAL	133

Q5 In your opinion, how important is it for potential candidates to see the clergy house associated with the role, before the interview process, to enable an informed decision to be made as to whether the house is suitable?

Answered: 130 Skipped: 3

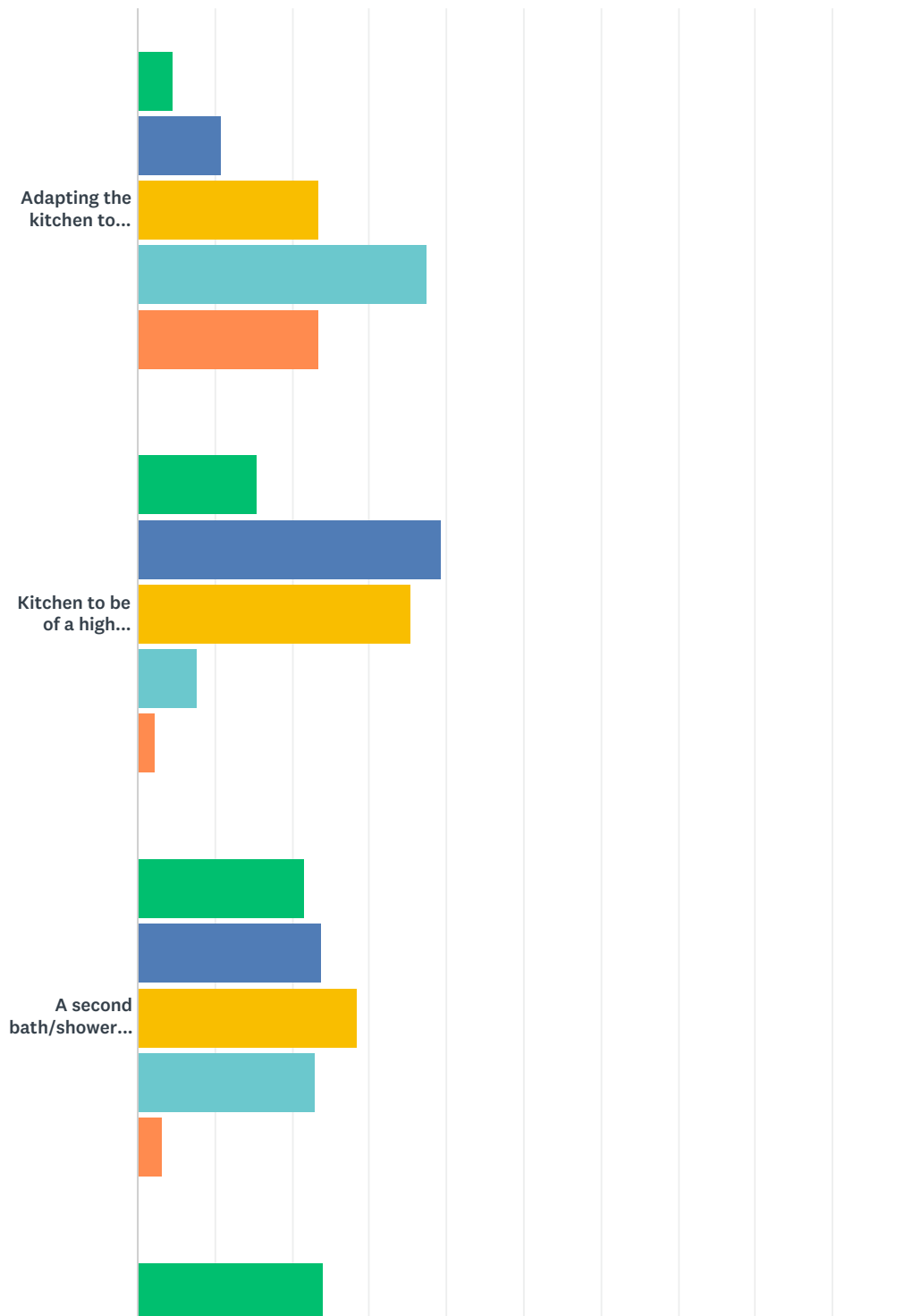


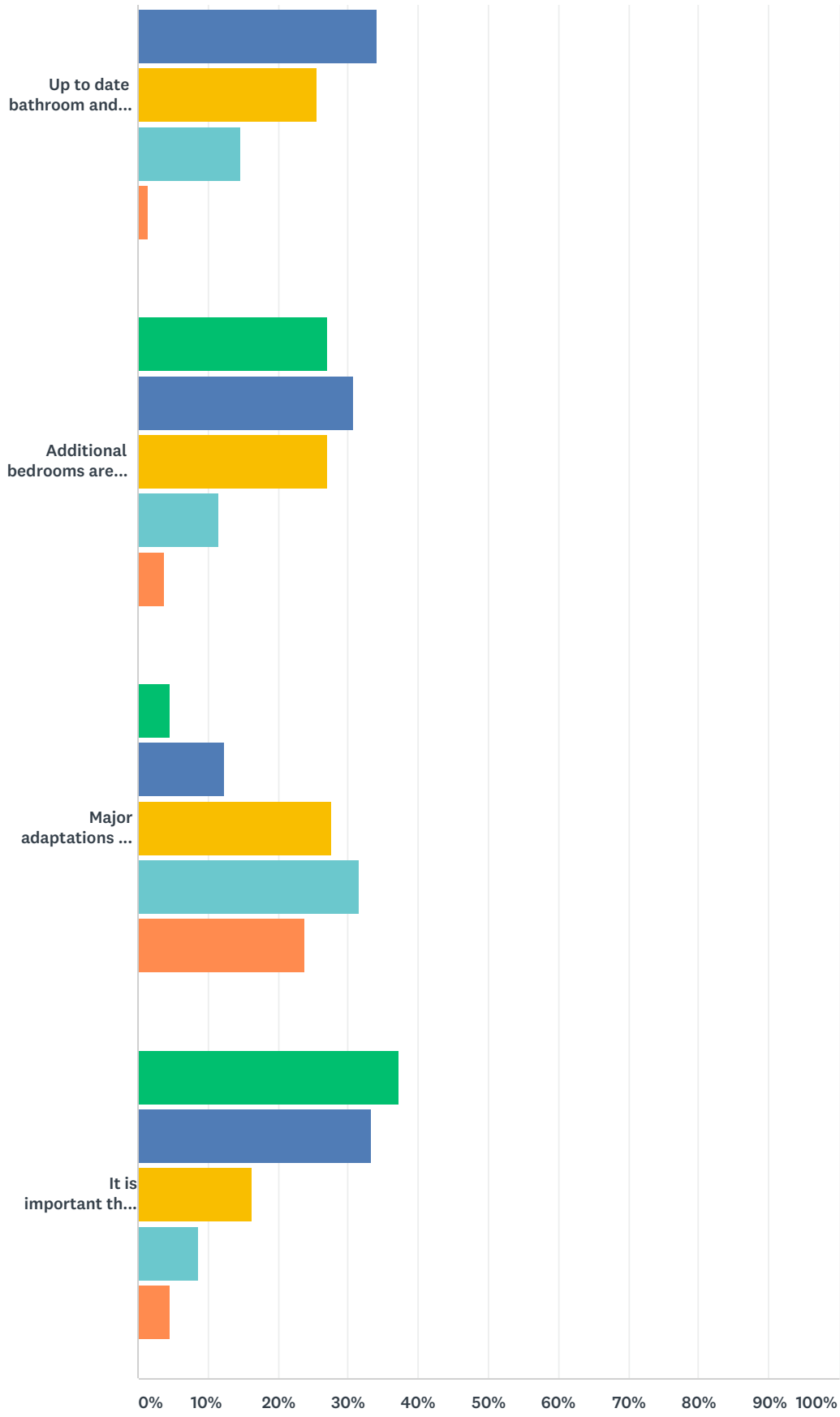
ANSWER CHOICES	RESPONSES
----------------	-----------

Extremely important	60.00%	78
Very important	26.92%	35
Somewhat important	12.31%	16
Not so important	0.77%	1
Not at all important	0.00%	0
TOTAL		130

Q6 Below is a list of “frequently asked for” expenditure. Please indicate the importance of these expenditure to you and your household.

Answered: 130 Skipped: 3





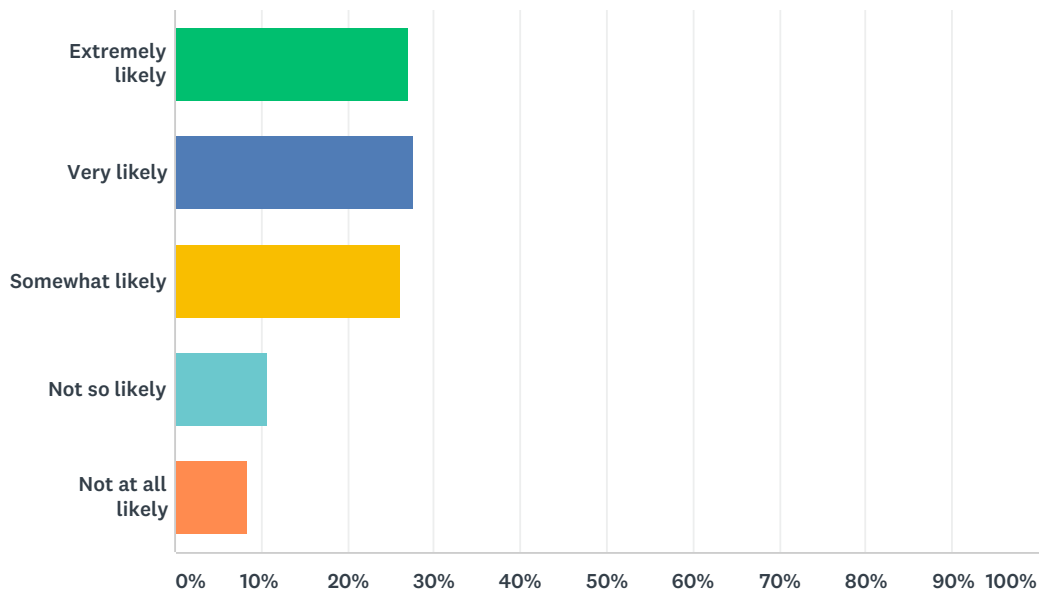
■ Extremely important
 ■ Very important
 ■ Somewhat important
■ Not so important
 ■ Not at all important

	EXTREMELY IMPORTANT	VERY IMPORTANT	SOMEWHAT IMPORTANT	NOT SO IMPORTANT	NOT AT ALL IMPORTANT	TOTAL	WEIGHTED AVERAGE
--	---------------------	----------------	--------------------	------------------	----------------------	-------	------------------

Adapting the kitchen to non-standard white goods (e.g. American fridge freezer, range cooker).	4.69% 6	10.94% 14	23.44% 30	37.50% 48	23.44% 30	128	3.64
Kitchen to be of a high standard in finishing.	15.38% 20	39.23% 51	35.38% 46	7.69% 10	2.31% 3	130	2.42
A second bath/shower room is essential.	21.54% 28	23.85% 31	28.46% 37	23.08% 30	3.08% 4	130	2.62
Up to date bathroom and cloakroom fittings are essential.	24.03% 31	34.11% 44	25.58% 33	14.73% 19	1.55% 2	129	2.36
Additional bedrooms are provided so that children don't have to share.	26.92% 35	30.77% 40	26.92% 35	11.54% 15	3.85% 5	130	2.35
Major adaptations are made to living space to accommodate living preferences, e.g. open plan kitchen/diner	4.62% 6	12.31% 16	27.69% 36	31.54% 41	23.85% 31	130	3.58
It is important that the diocese provides ground floor carpets	37.21% 48	33.33% 43	16.28% 21	8.53% 11	4.65% 6	129	2.10

Q7 It is costly to adapt kitchens for non-standard (American) fridge freezers. How likely would you consider placing your non-standard fridge / freezer in an alternative safe location, e.g. utility, garage?

Answered: 130 Skipped: 3



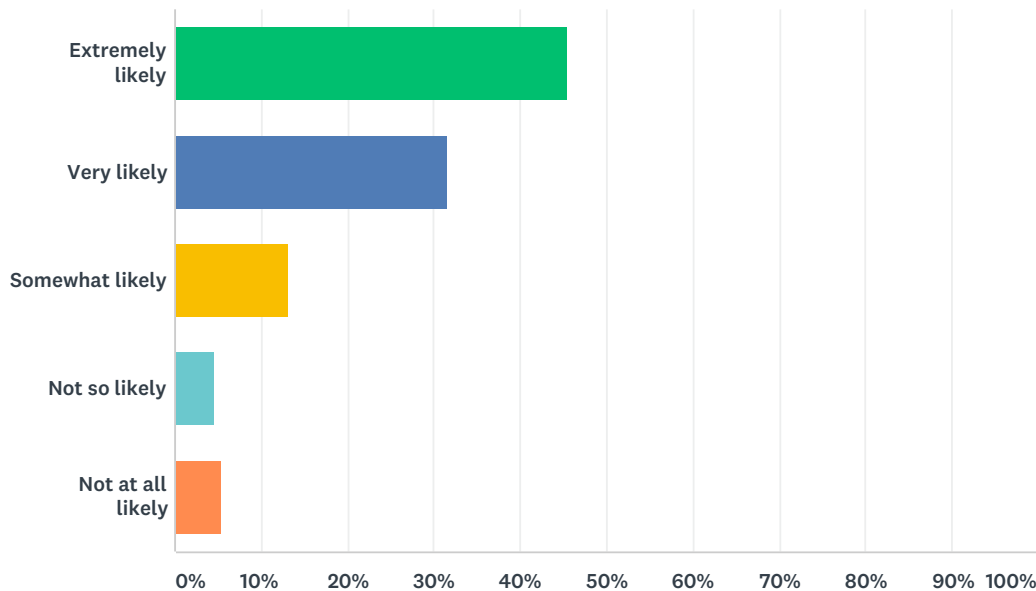
ANSWER CHOICES	RESPONSES
Extremely likely	26.92% 35
Very likely	27.69% 36
Somewhat likely	26.15% 34
Not so likely	10.77% 14
Not at all likely	8.46% 11

TOTAL

130

Q8 It is costly to adapt kitchens for non-standard (Range) cookers. How likely would you consider using the cooker grant (currently £385) to purchase a cooker that will fit in the space available at the property?

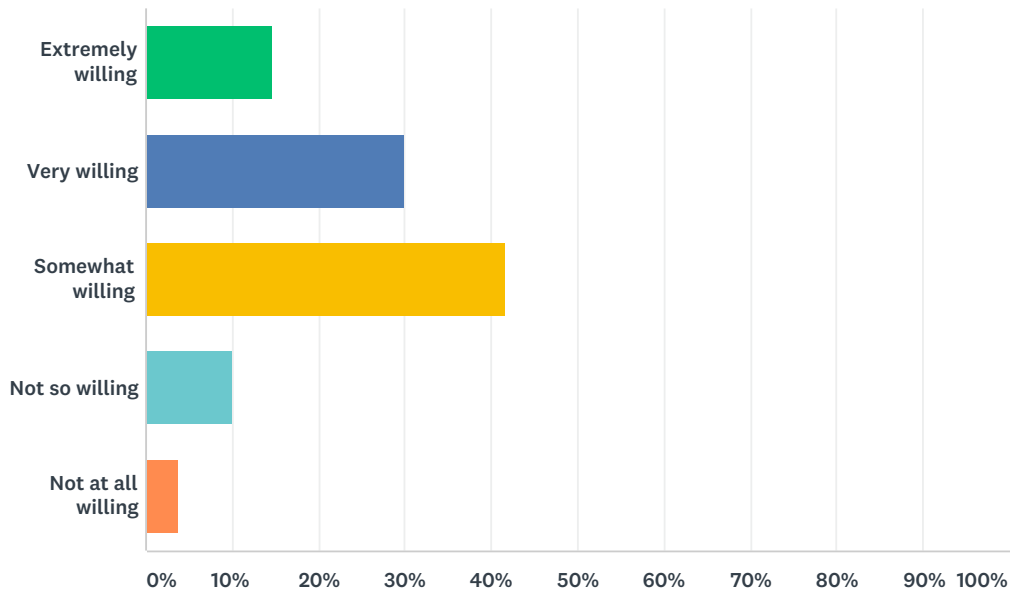
Answered: 130 Skipped: 3



ANSWER CHOICES	RESPONSES	
Extremely likely	45.38%	59
Very likely	31.54%	41
Somewhat likely	13.08%	17
Not so likely	4.62%	6
Not at all likely	5.38%	7
TOTAL		130

Q9 The Diocese aims to complete ingoing works at a property prior to occupation. This sometimes means that due to short timelines, work cannot be tendered, resulting in higher costs to the Diocese. How willing would you be to allow sufficient time for the tender process to take place? This might result in some works being done after the move-in date.

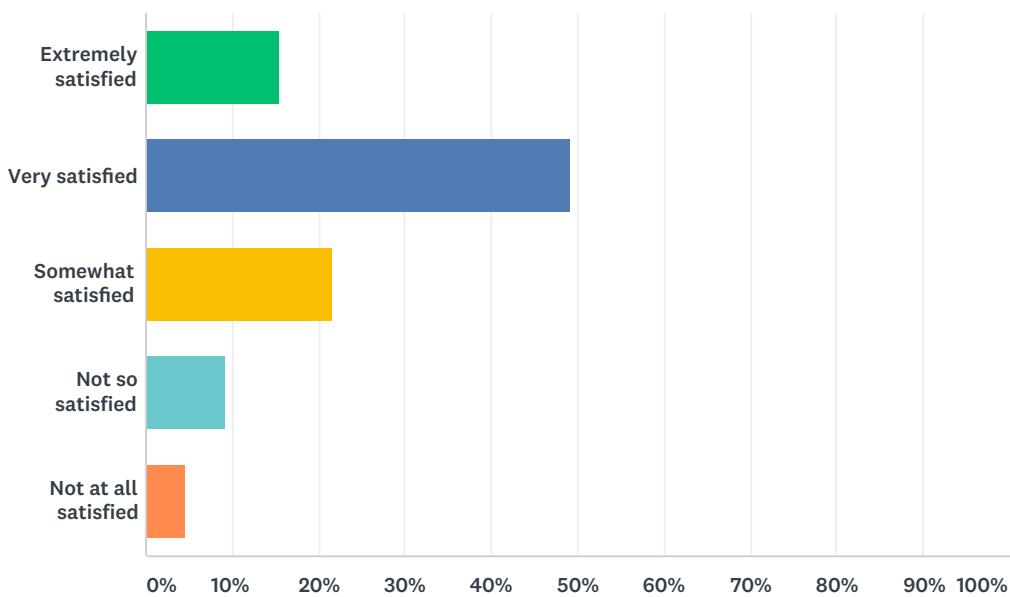
Answered: 130 Skipped: 3



ANSWER CHOICES	RESPONSES
Extremely willing	14.62% 19
Very willing	30.00% 39
Somewhat willing	41.54% 54
Not so willing	10.00% 13
Not at all willing	3.85% 5
TOTAL	130

Q10 Thinking of your most recent house move to or within the Diocese, how satisfied were you with the overall process during which ingoing works were discussed and agreed?

Answered: 130 Skipped: 3



ANSWER CHOICES	RESPONSES
----------------	-----------

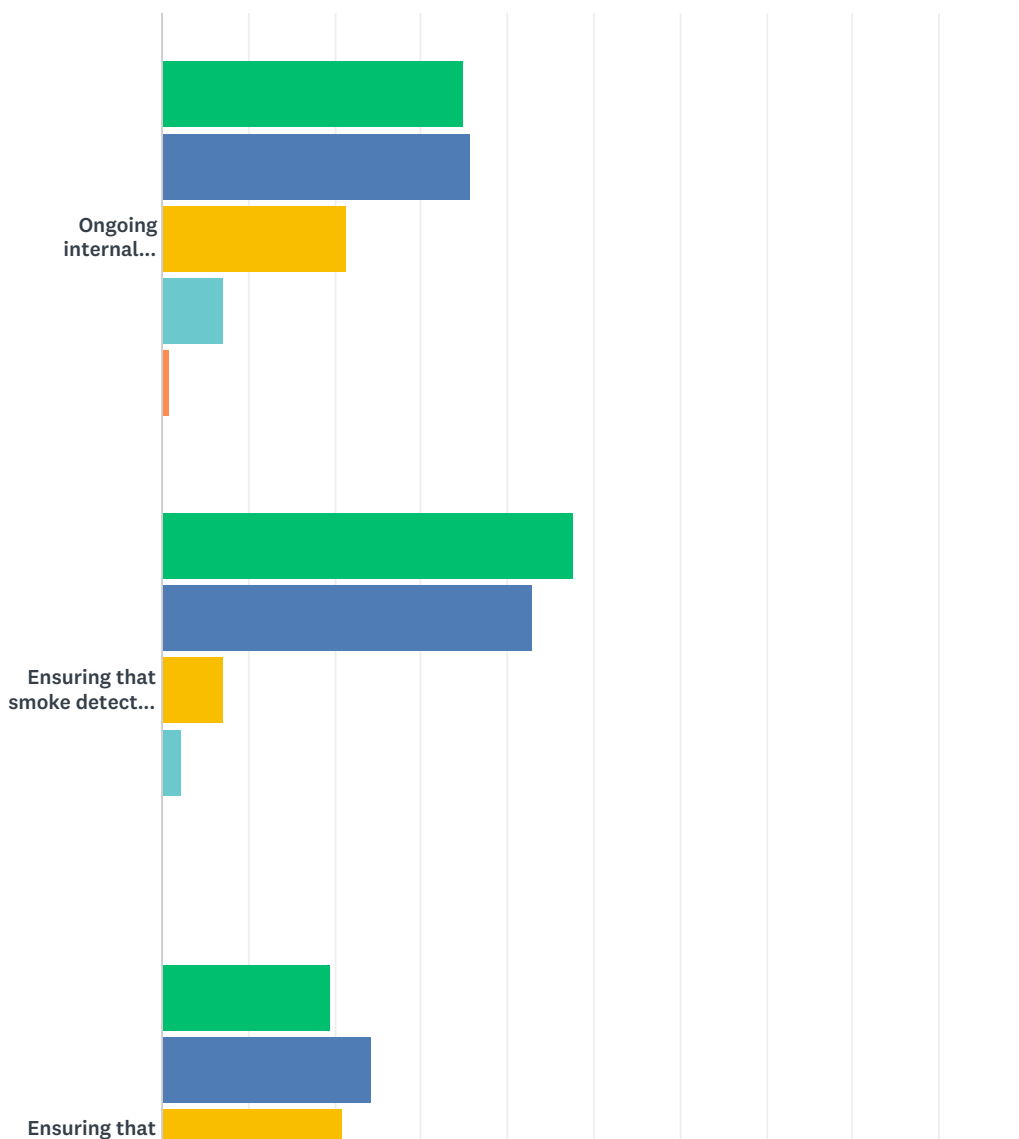
Extremely satisfied	15.38%	20
Very satisfied	49.23%	64
Somewhat satisfied	21.54%	28
Not so satisfied	9.23%	12
Not at all satisfied	4.62%	6
TOTAL		130

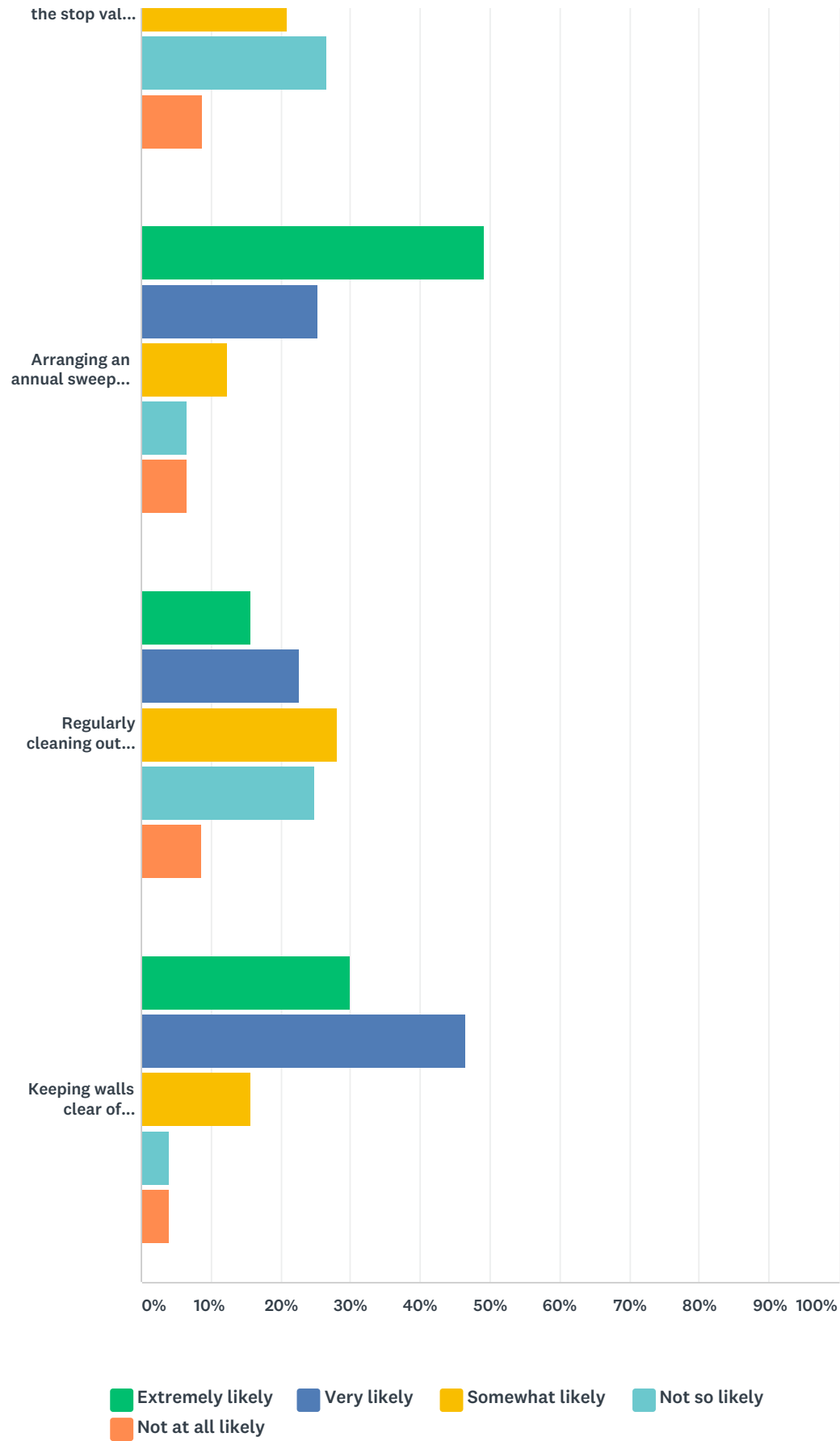
Q11 Please use this text box for any other comments or suggestions relating to ingoing works.

Answered: 52 Skipped: 81

Q12 During quinquennial inspections, the Diocese sometimes finds that maintenance and repair issues arise from householders not fulfilling their responsibilities. How likely are you to meet the household responsibilities, as set-out by the Diocese?

Answered: 128 Skipped: 5





	EXTREMELY LIKELY	VERY LIKELY	SOMEWHAT LIKELY	NOT SO LIKELY	NOT AT ALL LIKELY	TOTAL	WEIGHTED AVERAGE
Ongoing internal redecoration	34.92%	35.71%	21.43%	7.14%	0.79%	126	2.03
	44	45	27	9	1		

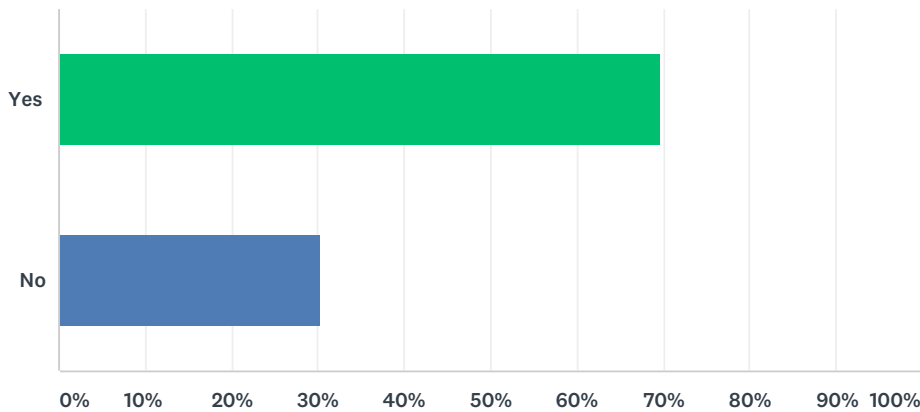
Ensuring that smoke detectors are regularly tested	47.66% 61	42.97% 55	7.03% 9	2.34% 3	0.00% 0	128	1.64
Ensuring that the stop valve controlling the external tap is turned off during the winter months and drained down.	19.35% 24	24.19% 30	20.97% 26	26.61% 33	8.87% 11	124	2.81
Arranging an annual sweep of all used chimney flues.	49.18% 60	25.41% 31	12.30% 15	6.56% 8	6.56% 8	122	1.96
Regularly cleaning out all external gutters.	15.63% 20	22.66% 29	28.13% 36	25.00% 32	8.59% 11	128	2.88
Keeping walls clear of general debris.	29.92% 38	46.46% 59	15.75% 20	3.94% 5	3.94% 5	127	2.06

Q13 Please tell us if there are any issues or make suggestions that would help households to meet their responsibilities.

Answered: 61 Skipped: 72

Q14 Have you participated in a quinquennial inspection at your current home?

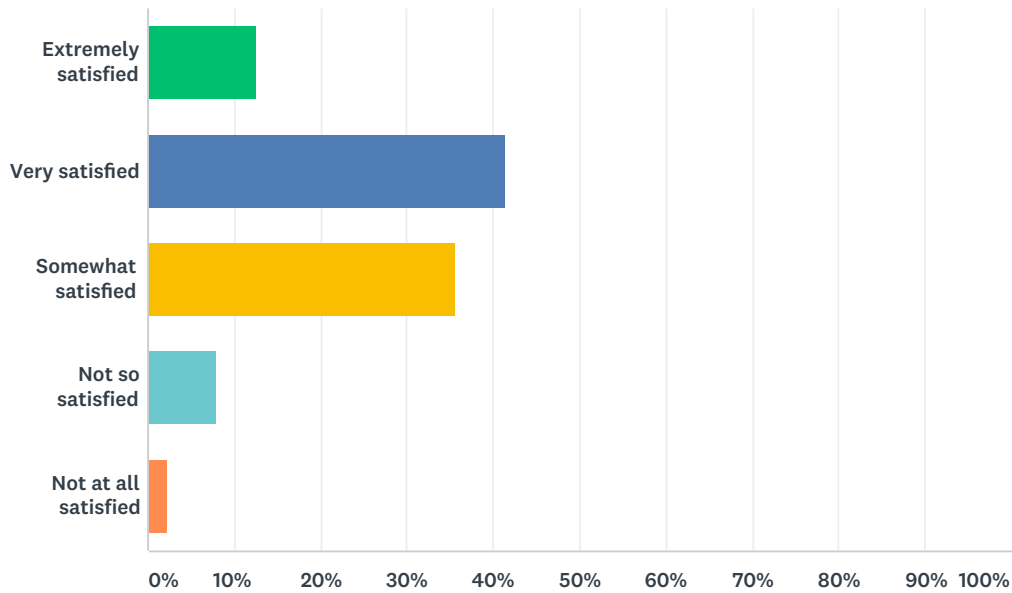
Answered: 129 Skipped: 4



ANSWER CHOICES	RESPONSES
Yes	69.77% 90
No	30.23% 39
TOTAL	129

Q15 How satisfied are you with the quinquennial process and report overall?

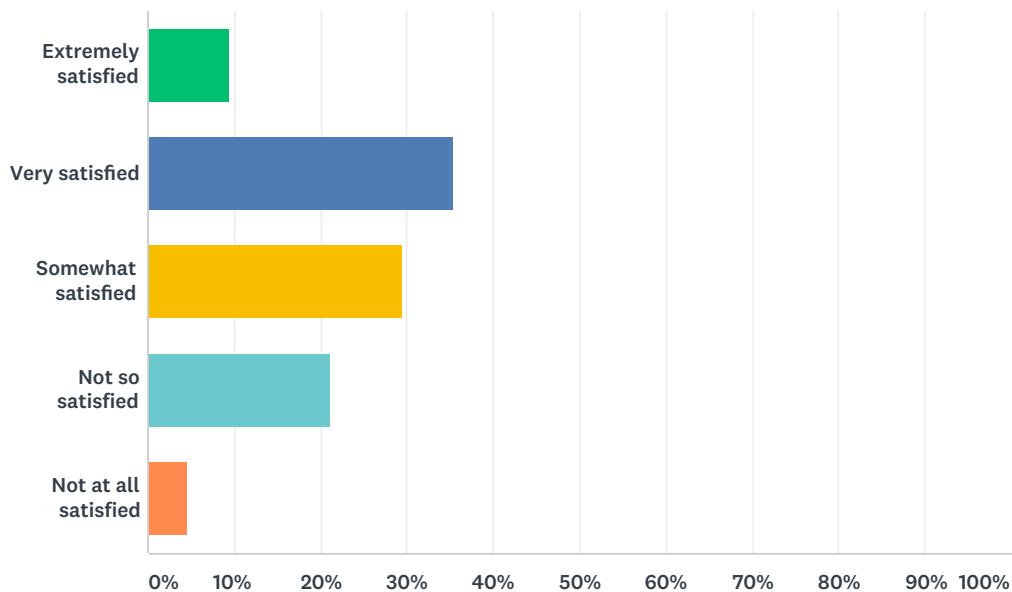
Answered: 87 Skipped: 46



ANSWER CHOICES	RESPONSES
Extremely satisfied	12.64% 11
Very satisfied	41.38% 36
Somewhat satisfied	35.63% 31
Not so satisfied	8.05% 7
Not at all satisfied	2.30% 2
TOTAL	87

Q16 How satisfied are you that issues raised during the inspection, have been addressed and resolved?

Answered: 85 Skipped: 48

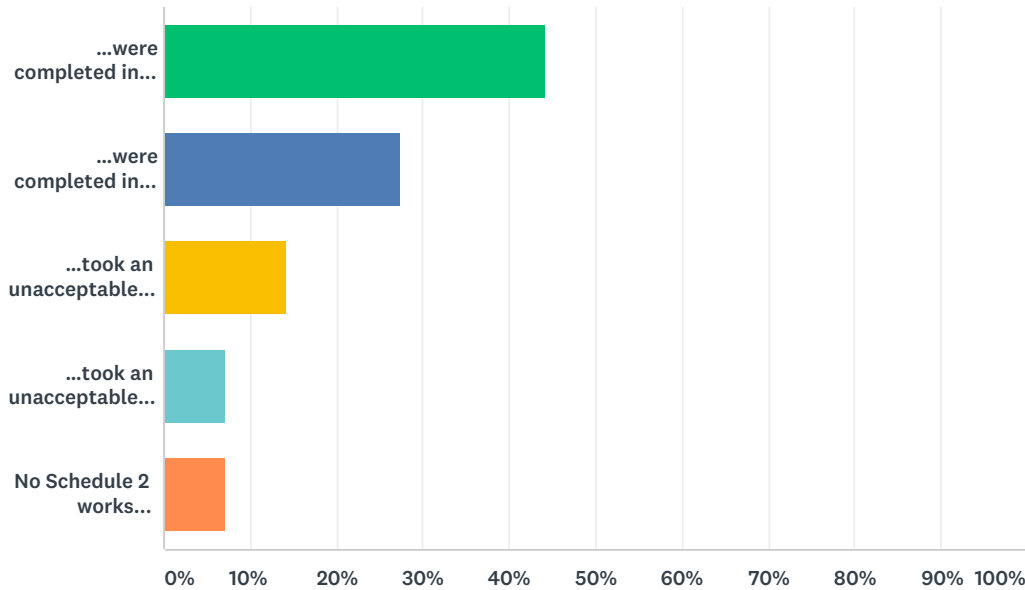


ANSWER CHOICES	RESPONSES
Extremely satisfied	9.41% 8

Very satisfied	35.29%	30
Somewhat satisfied	29.41%	25
Not so satisfied	21.18%	18
Not at all satisfied	4.71%	4
TOTAL		85

Q17 Please select the most appropriate statement: All ‘Schedule 2 – Immediate and urgent repair works’ identified, ...

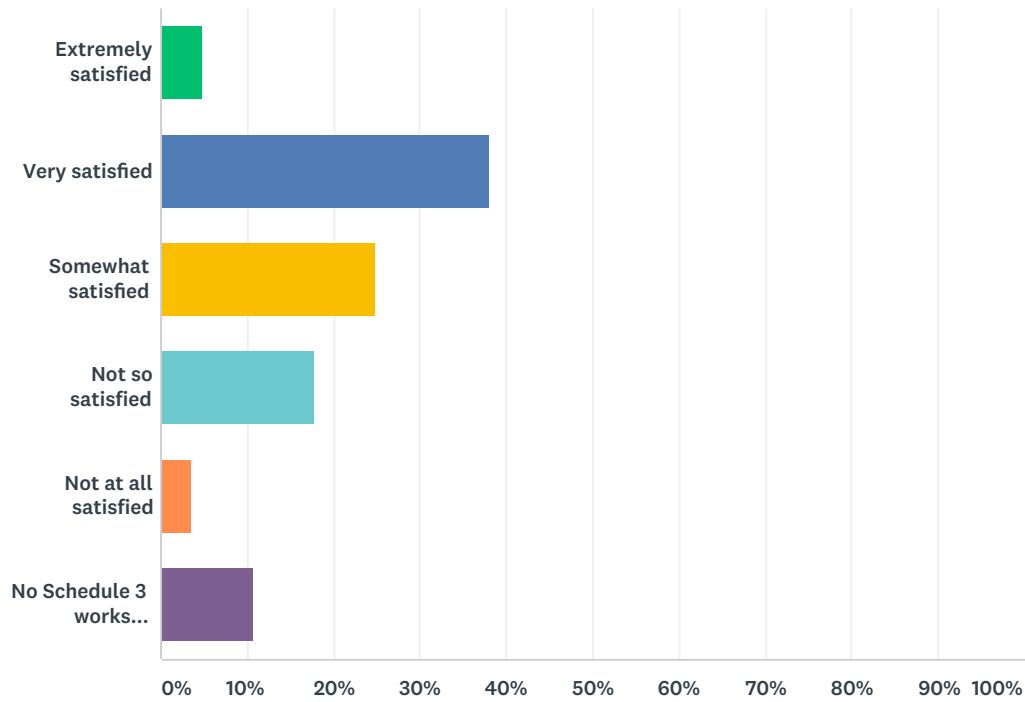
Answered: 84 Skipped: 49



ANSWER CHOICES	RESPONSES	
...were completed in a timely manner and to a good standard.	44.05%	37
...were completed in a timely manner, however there were issues with the standard of the works.	27.38%	23
...took an unacceptable amount of time to commence, but were completed to a good standard.	14.29%	12
...took an unacceptable amount of time to commence, and there were issues with the standard of the works.	7.14%	6
No Schedule 2 works identified.	7.14%	6
TOTAL		84

Q18 How satisfied are you that household expectations were managed in relation to potential future improvements and works (e.g. kitchen / bathroom refurbishment), also known as ‘Schedule 3 – recommended future improvements’?

Answered: 84 Skipped: 49



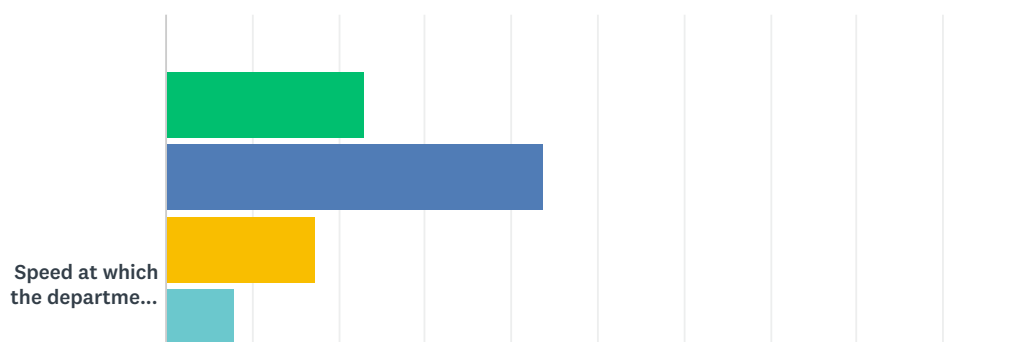
ANSWER CHOICES	RESPONSES
Extremely satisfied	4.76% 4
Very satisfied	38.10% 32
Somewhat satisfied	25.00% 21
Not so satisfied	17.86% 15
Not at all satisfied	3.57% 3
No Schedule 3 works identified.	10.71% 9
TOTAL	84

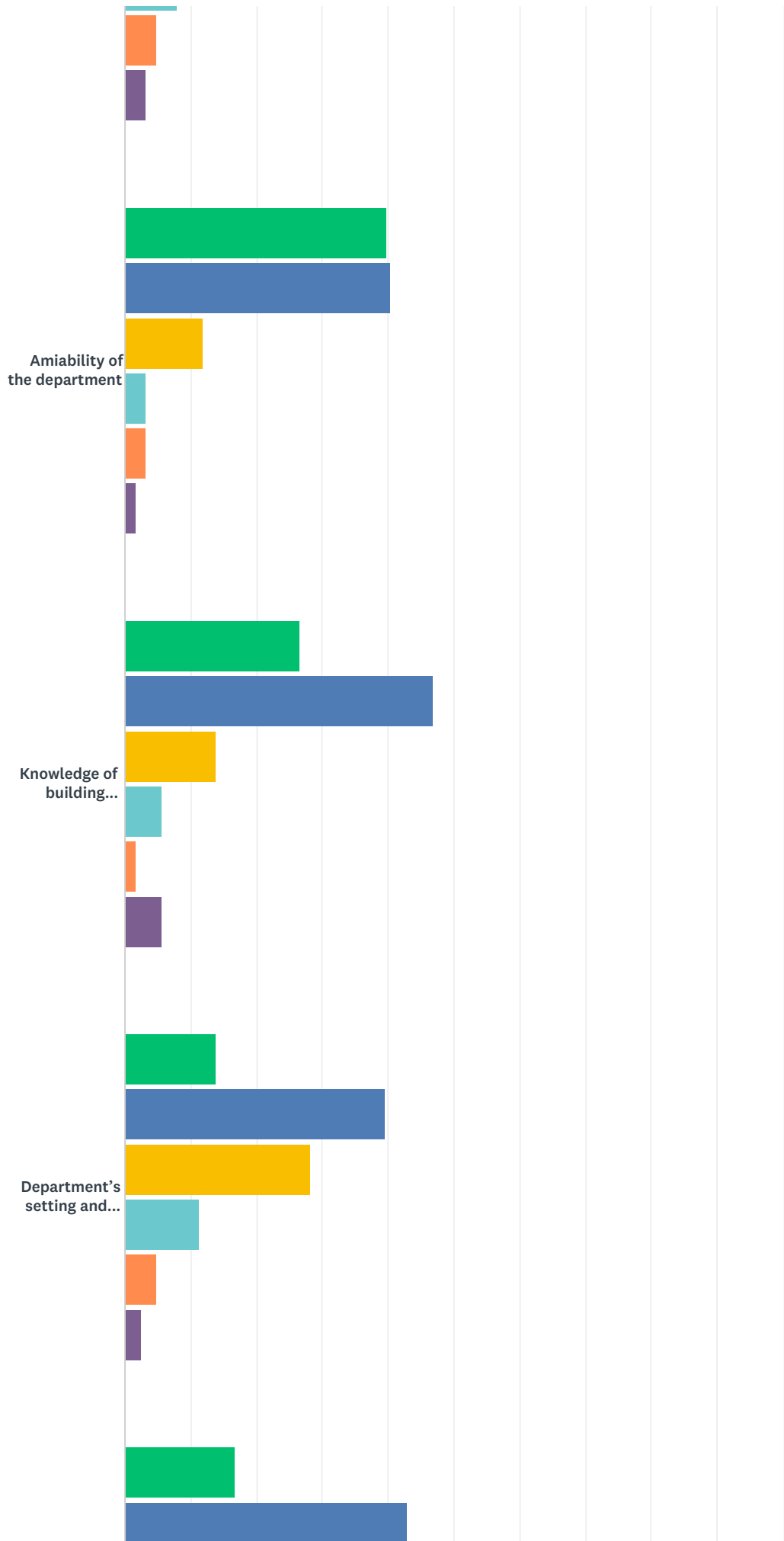
Q19 Please use this text box for any other comments or suggestions relating to quinquennial inspections.

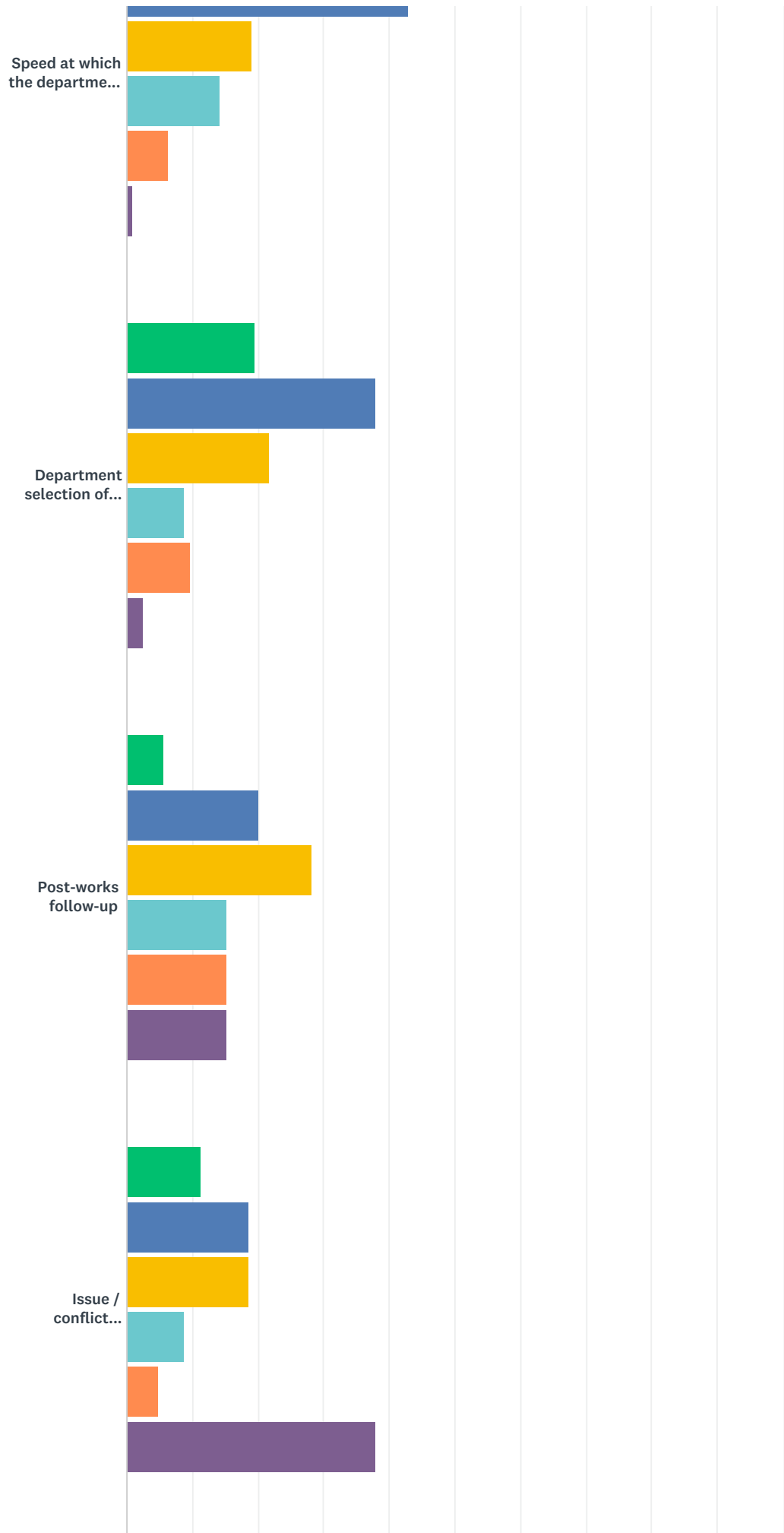
Answered: 35 Skipped: 98

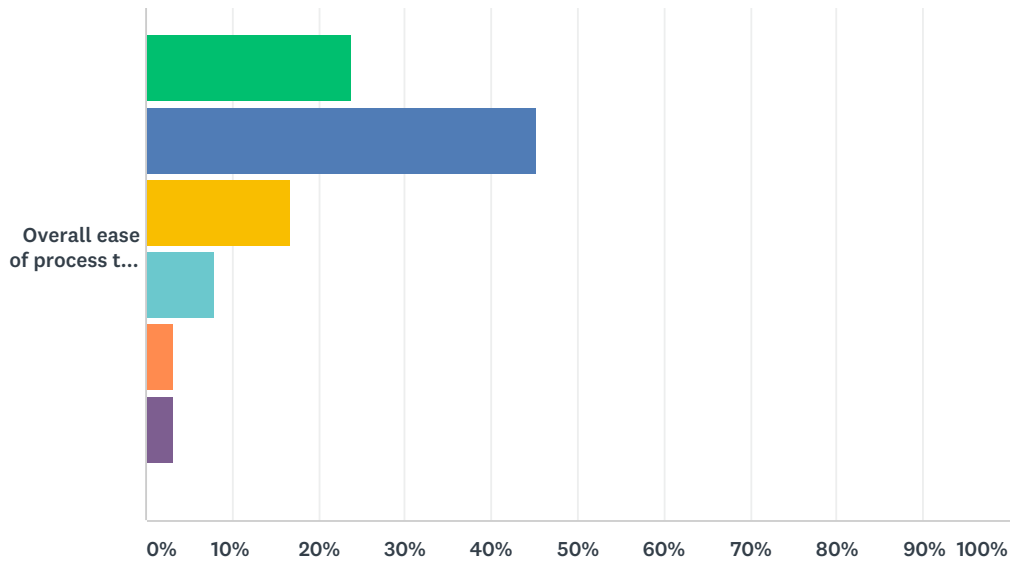
Q20 Please indicate your level of satisfaction relating to attributes of the Diocesan Property Department that manage and prioritise everyday works for all clergy houses.

Answered: 126 Skipped: 7









■ Extremely satisfied
 ■ Very satisfied
 ■ Somewhat satisfied
■ Not so satisfied
 ■ Not at all satisfied
 ■ N/A

	EXTREMELY SATISFIED	VERY SATISFIED	SOMEWHAT SATISFIED	NOT SO SATISFIED	NOT AT ALL SATISFIED	N/A	TOTAL	WEIGHTED AVERAGE
Speed at which the department responds to your household issue / request	23.02% 29	43.65% 55	17.46% 22	7.94% 10	4.76% 6	3.17% 4	126	2.25
Amiability of the department	39.68% 50	40.48% 51	11.90% 15	3.17% 4	3.17% 4	1.59% 2	126	1.88
Knowledge of building maintenance and repairs within the department	26.61% 33	46.77% 58	13.71% 17	5.65% 7	1.61% 2	5.65% 7	124	2.03
Department's setting and managing household expectation(s)	13.71% 17	39.52% 49	28.23% 35	11.29% 14	4.84% 6	2.42% 3	124	2.53
Speed at which the department organises the appropriate works to be carried out	16.67% 21	42.86% 54	19.05% 24	14.29% 18	6.35% 8	0.79% 1	126	2.50
Department selection of appropriate contractor(s) to carried out work(s)	19.35% 24	37.90% 47	21.77% 27	8.87% 11	9.68% 12	2.42% 3	124	2.50
Post-works follow-up	5.65% 7	20.16% 25	28.23% 35	15.32% 19	15.32% 19	15.32% 19	124	3.17
Issue / conflict resolution	11.29% 14	18.55% 23	18.55% 23	8.87% 11	4.84% 6	37.90% 47	124	2.64

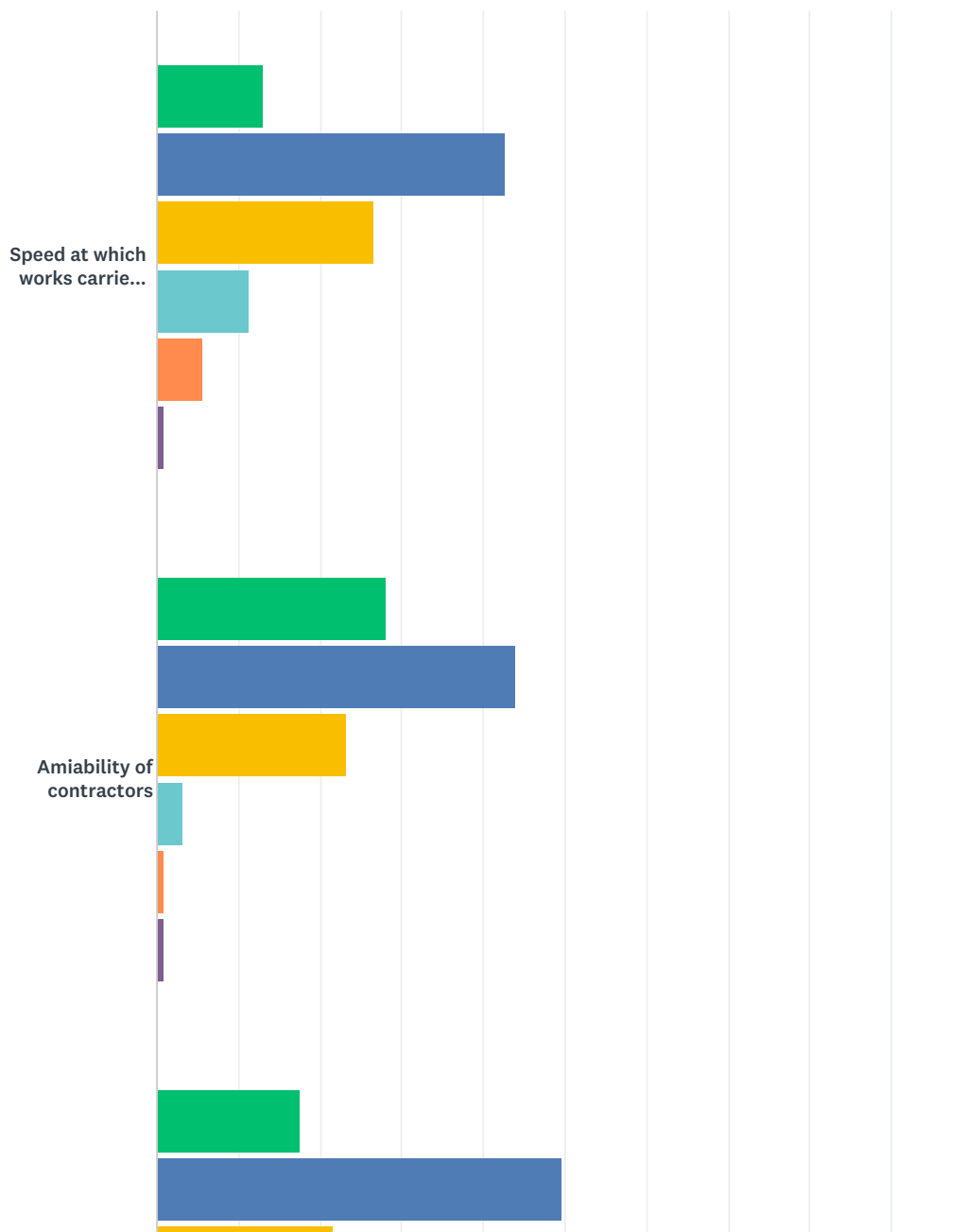
Overall ease of process to report and arrange routine maintenance works and emergency repairs	23.81% 30	45.24% 57	16.67% 21	7.94% 10	3.17% 4	3.17% 4	126	2.19
---	--------------	--------------	--------------	-------------	------------	------------	-----	------

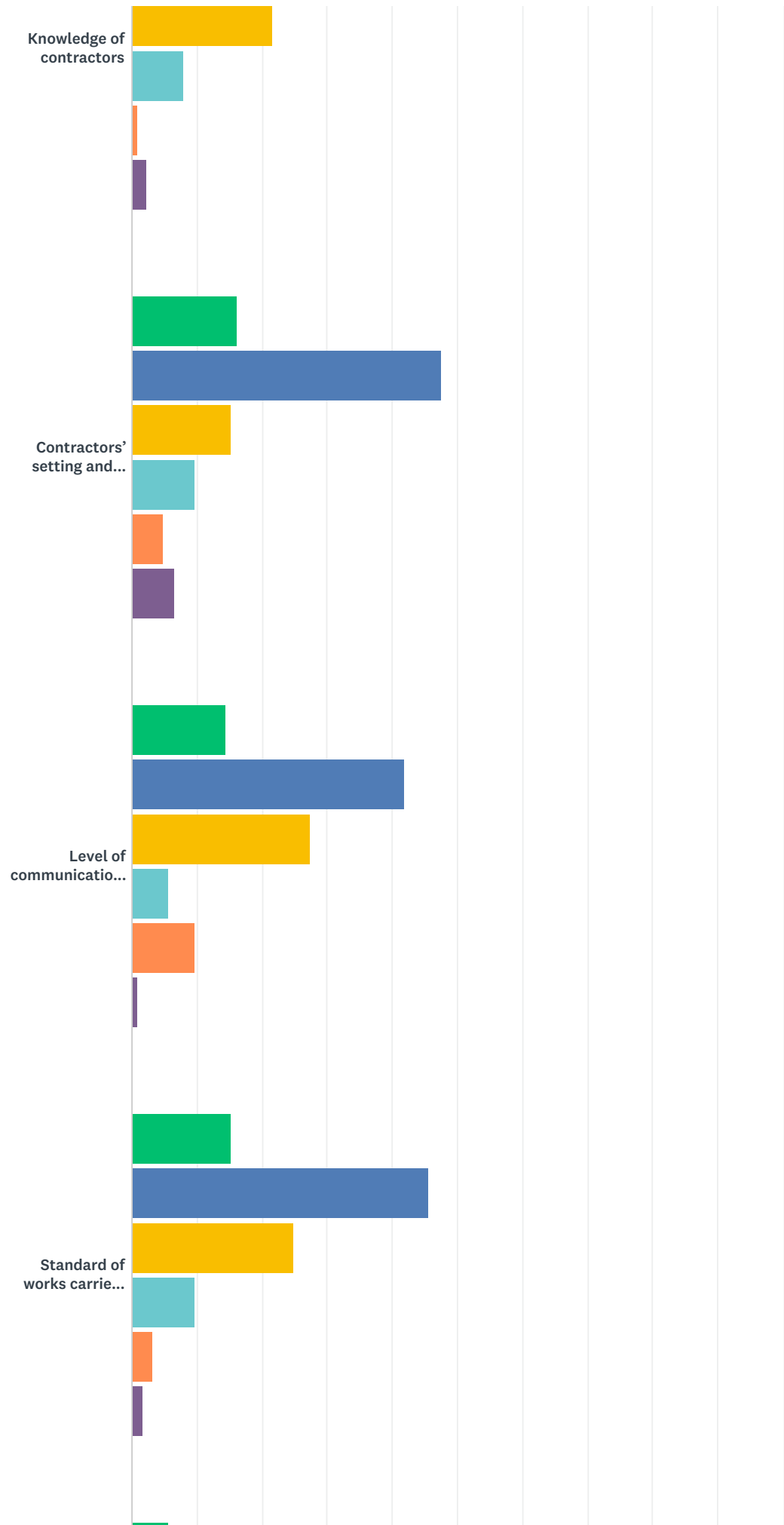
Q21 Please use this text box for any other comments or suggestions relating to everyday routine maintenance and emergency repairs.

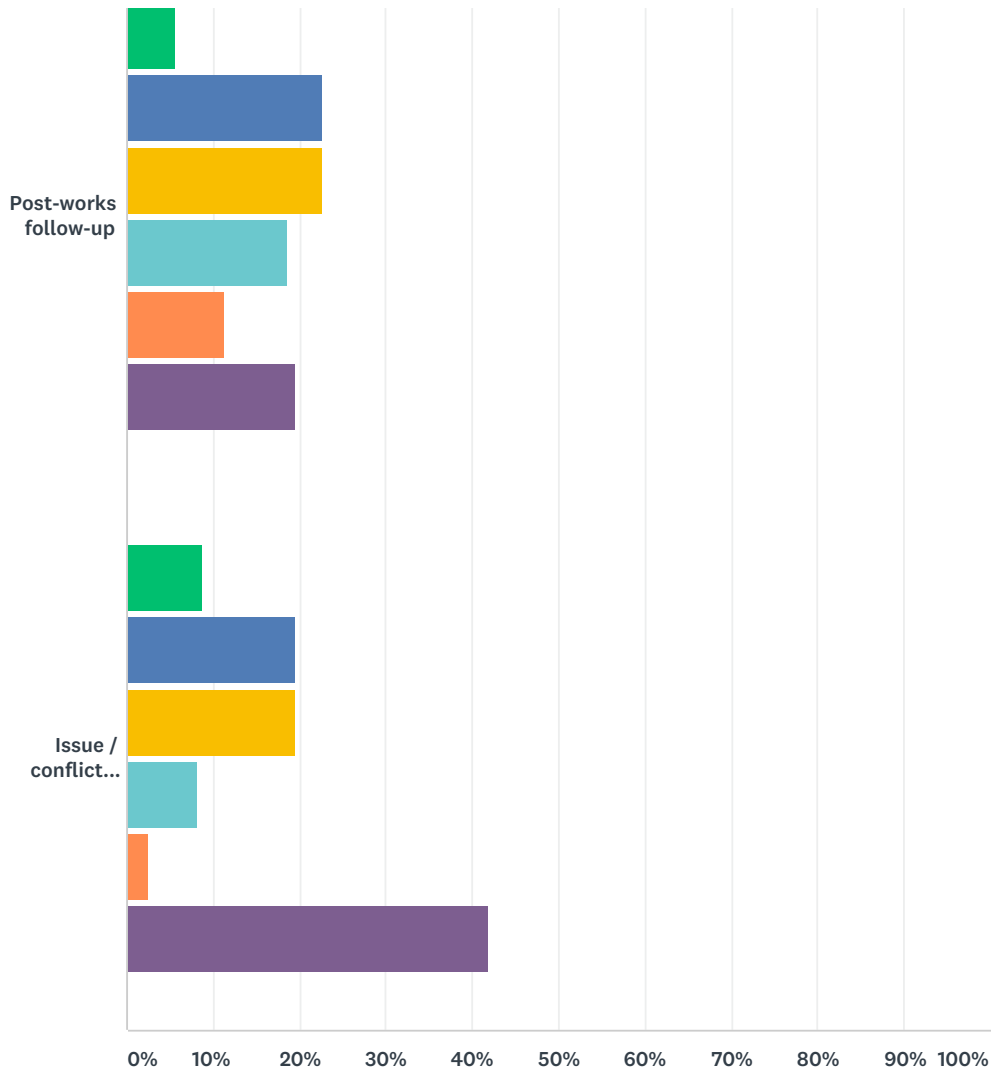
Answered: 35 Skipped: 98

Q22 Please indicate your overall level of satisfaction for the following attributes of the contractors that are used to carry out the works identified (everyday, quinquennial, ingoing).

Answered: 125 Skipped: 8







■ Extremely satisfied
 ■ Very satisfied
 ■ Somewhat satisfied
■ Not so satisfied
 ■ Not at all satisfied
 ■ N/A

	EXTREMELY SATISFIED	VERY SATISFIED	SOMEWHAT SATISFIED	NOT SO SATISFIED	NOT AT ALL SATISFIED	N/A	TOTAL	WEIGHTED AVERAGE
Speed at which works carried out	12.90% 16	42.74% 53	26.61% 33	11.29% 14	5.65% 7	0.81% 1	124	2.54
Amiability of contractors	28.00% 35	44.00% 55	23.20% 29	3.20% 4	0.80% 1	0.80% 1	125	2.04
Knowledge of contractors	17.60% 22	49.60% 62	21.60% 27	8.00% 10	0.80% 1	2.40% 3	125	2.23
Contractors' setting and managing household expectation(s)	16.13% 20	47.58% 59	15.32% 19	9.68% 12	4.84% 6	6.45% 8	124	2.35
Level of communication and engagement throughout the works	14.52% 18	41.94% 52	27.42% 34	5.65% 7	9.68% 12	0.81% 1	124	2.54
Standard of works carried out	15.20% 19	45.60% 57	24.80% 31	9.60% 12	3.20% 4	1.60% 2	125	2.39
Post-works follow-up	5.65% 7	22.58% 28	22.58% 28	18.55% 23	11.29% 14	19.35% 24	124	3.09

Issue / conflict resolution	8.87% 11	19.35% 24	19.35% 24	8.06% 10	2.42% 3	41.94% 52	124	2.58
-----------------------------	-------------	--------------	--------------	-------------	------------	--------------	-----	------

Q23 If you previously worked in another Diocese, how does the Salisbury Diocese clergy housing information, processes, package and allowances compare?

Answered: 79 Skipped: 54

Q24 Thinking in the wider context, do you have any suggestions that can enhance clergy support and wellbeing? Current clergy support includes: housing maintenance & improvements; comprehensive CMD programme; annual clergy conference; Wellbeing programme – reflective practise groups and counselling.

Answered: 74 Skipped: 59

Q25 Given that the Diocese is currently operating at a total annual operating deficit of around £900,000, are there areas of clergy support that we currently offer, that can be scaled back without a detrimental impact on wellbeing?

Answered: 81 Skipped: 52